



INDEPENDENT AUDITOR'S REPORT

To the Members of
Jaxx Vitrified Private Limited

Report on the Audit of the Ind AS Financial Statements

Opinion

We have audited the Standalone Ind AS financial statements of Jaxx Vitrified Private Limited ("the Company"), which comprise the balance sheet as at March 31, 2021, the statement of Profit and Loss, including the statement of other Comprehensive Income, Cash Flow Statement and the Statement of Changes in Equity for the year then ended, and notes to the financial statements, including a summary of significant accounting policies and other explanatory information

In our opinion and to the best of our information and according to the explanations given to us, the aforesaid Standalone Ind AS financial statements, give the information required by the Companies Act, 2013 (the "Act") in the manner so required and give a true and fair view in conformity with the Indian Accounting Standards ("Ind AS") prescribed under section 133 of the Act read with the Companies (Indian Accounting Standards) Rules, 2015, as amended and other accounting principles generally accepted in India, of the state of affairs of the Company as at March 31, 2021, the profit, total comprehensive income, changes in equity and its cash flows for the year ended on that date.

Emphasis of Matter

We draw attention to Note No. 32 to the Ind AS Financial Statements, which describes the uncertainties and the impact of Covid-19 pandemic on the Company's operations and results as assessed by the management. The actual results may differ from such estimates depending on future developments. Our opinion is not modified in respect of this matter.

Basis for Opinion

We conducted our audit in accordance with the Standards on Auditing (SAs) specified under section 143(10) of the Companies Act, 2013. Our responsibilities under those Standards are further described in the Auditor's Responsibilities for the Audit of the Standalone Ind AS Financial Statements section of our report. We are independent of the Company in accordance with the Code of Ethics issued by the Institute of Chartered Accountants of India together with the ethical requirements that are relevant to our audit of the financial statements under the provisions of the Companies Act, 2013 and the Rules thereunder, and we have fulfilled our other ethical responsibilities in accordance with these requirements and the Code of Ethics.

We believe that the audit evidence we have obtained is sufficient and appropriate to provide a basis for our opinion.

Other Information

The Company's Board of Directors is responsible for the other information. The other information comprises the information included in the annual report but does not include the Standalone Ind AS financial statements and our auditor's report thereon.

Our opinion on the Standalone Ind AS financial statements does not cover the other information and we do not express any form of assurance conclusion thereon.

In connection with our audit of the Standalone Ind AS financial statements, our responsibility is to read the other information and, in doing so, consider whether the other information is materially inconsistent with the financial statements or our knowledge obtained in the audit or otherwise appears to be materially misstated. If, based on the work we have performed, we



O P BAGLA & CO LLP

CHARTERED ACCOUNTANTS

Regd. Office :
B-225, 5th Floor, Okhla Indl. Area
Phase - 1, New Delhi - 110020
Ph.: 011-47011850, 51, 52, 53
E-Mail : admin@opbco.in
Website : www.opbco.in

conclude that there is a material misstatement of this other information, we are required to report that fact. We have nothing to report in this regard.

Responsibilities of Management and Those Charged with Governance for the IND AS Financial Statements

The Company's Board of Directors is responsible for the matters stated in section 134(5) of the Companies Act, 2013 ("the Act") with respect to the preparation of these IND AS financial statements that give a true and fair view of the financial position, financial performance including other comprehensive income, changes in equity and cash flows of the Company in accordance with the accounting principles generally accepted in India, including the Indian Accounting Standards (Ind AS) specified under section 133 of the Act read with the Companies (Indian Accounting Standards) Rules, 2015, as amended. This responsibility also includes maintenance of adequate accounting records in accordance with the provisions of the Act for safeguarding of the assets of the Company and for preventing and detecting frauds and other irregularities; selection and application of appropriate accounting policies; making judgments and estimates that are reasonable and prudent; and design, implementation and maintenance of adequate internal financial controls, that were operating effectively for ensuring the accuracy and completeness of the accounting records, relevant to the preparation and presentation of the Standalone Ind AS financial statements that give a true and fair view and are free from material misstatement, whether due to fraud or error

In preparing the Standalone Ind AS financial statements, the Board of Directors is responsible for assessing the Company's ability to continue as a going concern, disclosing, as applicable, matters related to going concern and using the going concern basis of accounting unless the Board of Directors either intends to liquidate the Company or to cease operations, or has no realistic alternative but to do so. Those Board of Directors are also responsible for overseeing the company's financial reporting process

Those charged with governance are also responsible for overseeing the Company's financial reporting process.

Auditor's Responsibilities for the Audit of the Ind AS Financial Statements

Our objectives are to obtain reasonable assurance about whether the Standalone Ind AS financial statements as a whole are free from material misstatement, whether due to fraud or error, and to issue an auditor's report that includes our opinion. Reasonable assurance is a high level of assurance, but is not a guarantee that an audit conducted in accordance with SAs will always detect a material misstatement when it exists. Misstatements can arise from fraud or error and are considered material if, individually or in the aggregate, they could reasonably be expected to influence the economic decisions of users taken on the basis of these Standalone Ind AS financial statements.

As part of an audit in accordance with SAs, we exercise professional judgment and maintain professional skepticism throughout the audit. We also:

- Identify and assess the risks of material misstatement of the Standalone Ind AS financial statements, whether due to fraud or error, design and perform audit procedures responsive to those risks, and obtain audit evidence that is sufficient and appropriate to provide a basis for our opinion. The risk of not detecting a material misstatement resulting from fraud is higher than for one resulting from error, as fraud may involve collusion, forgery, intentional omissions, misrepresentations, or the override of internal control.
- Obtain an understanding of internal control relevant to the audit in order to design audit procedures that are appropriate in the circumstances. Under section 143(3)(i) of the Companies Act, 2013, we are also responsible for expressing our opinion on whether the



O P BAGLA & CO LLP

CHARTERED ACCOUNTANTS

Regd. Office :
B-225, 5th Floor, Okhla Indl. Area
Phase - 1, New Delhi - 110020
Ph.: 011-47011850, 51, 52, 53
E-Mail : admin@opbco.in
Website : www.opbco.in

company has adequate internal financial controls system in place and the operating effectiveness of such controls.

- Evaluate the appropriateness of accounting policies used and the reasonableness of accounting estimates and related disclosures made by management.
- Conclude on the appropriateness of management's use of the going concern basis of accounting and, based on the audit evidence obtained, whether a material uncertainty exists related to events or conditions that may cast significant doubt on the Company's ability to continue as a going concern. If we conclude that a material uncertainty exists, we are required to draw attention in our auditor's report to the related disclosures in the Standalone Ind AS financial statements or, if such disclosures are inadequate, to modify our opinion. Our conclusions are based on the audit evidence obtained up to the date of our auditor's report. However, future events or conditions may cause the Company to cease to continue as a going concern
- Evaluate the overall presentation, structure and content of the Standalone Ind AS financial statements, including the disclosures, and whether the Standalone Ind AS financial statements represent the underlying transactions and events in a manner that achieves fair presentation.

We communicate with those charged with governance regarding, among other matters, the planned scope and timing of the audit and significant audit findings, including any significant deficiencies in internal control that we identify during our audit.

We also provide those charged with governance with a statement that we have complied with relevant ethical requirements regarding independence, and to communicate with them all relationships and other matters that may reasonably be thought to bear on our independence, and where applicable, related safeguards.

Report on Other Legal and Regulatory Requirements

1. As required by the Companies (Auditor's Report) Order, 2016 ("the Order"), issued by the Central Government of India in terms of sub-section (11) of section 143 of the Companies Act, 2013, we give in the "Annexure 1" a statement on the matters specified in paragraphs 3 and 4 of the Order, to the extent applicable
2. As required by Section 143(3) of the Act, we report that:
 - (a) We have sought and obtained all the information and explanations which to the best of our knowledge and belief were necessary for the purposes of our audit.
 - (b) In our opinion, proper books of account as required by law have been kept by the Company so far as it appears from our examination of those books
 - (c) The Balance Sheet, the Statement of Profit and Loss including the Statement of Other Comprehensive Income, the Cash Flow Statement and Statement of Changes in Equity dealt with by this Report are in agreement with the books of account;
 - (d) In our opinion, the aforesaid Ind AS financial statements comply with the Accounting Standards specified under Section 133 of the Act, read with Companies (Indian Accounting Standards) Rules, 2015, as amended;
 - (e) On the basis of the written representations received from the directors as on March 31, 2021 taken on record by the Board of Directors, none of the directors is disqualified as on March 31, 2021 from being appointed as a director in terms of Section 164(2) of the Act.





O P BAGLA & CO LLP
CHARTERED ACCOUNTANTS

Regd. Office :
B-225, 5th Floor, Okhla Indl. Area
Phase - 1, New Delhi - 110020
Ph.: 011-47011850, 51, 52, 53
E-Mail : admin@opbco.in
Website : www.opbco.in

- (f) With respect to the adequacy of the internal financial controls over financial reporting of the Company and the operating effectiveness of such controls, refer to our separate Report in "Annexure II". Our report expresses an unmodified opinion on the adequacy and operating effectiveness of the Company's internal financial controls over financial reporting.
- (g) With respect to the other matters to be included in the Auditor's Report in accordance with Rule 11 of the Companies (Audit and Auditors) Rules, 2014, in our opinion and to the best of our information and according to the explanations given to us:
- i. The Company has disclosed the impact of pending litigations on its financial position in its Standalone Ind AS financial statements. Refer Note 38 to the financial statements.
 - ii. The Company did not have any long-term contracts including derivative contracts for which there were any material foreseeable losses.
 - iii. There were no amounts which were required to be transferred to the Investor Education and Protection Fund by the Company

For O P BAGLA & CO LLP
CHARTERED ACCOUNTANTS
FRN No. 000018N / N500091

(ATUL BAGLA)
PARTNER

M No. 91885

UDIN: 21091885AAAACB9785

PLACE : NEW DELHI
DATED : May 10, 2021





O P BAGLA & CO LLP
CHARTERED ACCOUNTANTS

Regd. Office :
B-225, 5th Floor, Okhla Indl. Area
Phase - 1, New Delhi - 110020
Ph.: 011-47011850, 51, 52, 53
E-Mail : admin@opbco.in
Website : www.opbco.in

Annexure 1 referred to in paragraph 1 under the heading "Report on other legal and regulatory requirements" of our report of even date

- (i) a) The Company is maintaining proper records showing full particulars, including quantitative details and situation of fixed assets.
- b) Fixed assets were physically verified by the management in the previous year in accordance with a planned programme of verifying them once in three years which, in our opinion, is reasonable having regard to the size of the Company and the nature of its assets. No material discrepancies were noticed on such physical verification.
- c) According to the information and explanations given by the management, the title deeds of immovable properties, included in property, plant and equipment are held in the name of the Company.
- (ii) As explained to us physical verification has been conducted by the management at reasonable intervals in respect of inventories of finished goods. In our opinion, the procedures of physical verification of inventory followed by the management are reasonable and adequate in relation to the size of the company and the nature of its business. We are explained that no material discrepancies have been noticed on physical verification.
- (iii) The Company has not granted any loan to a company covered in the register maintained under section 189 of the Companies Act, 2013. Accordingly, provisions of, clause 3(iii) (a), (b) and (c) of the Order are not applicable to the Company.
- (iv) In our opinion and according to the information and explanations given to us, provisions of section 185 and 186 of the Companies Act, 2013 in respect of loans and advances given, investments made and guarantees and securities given have been complied with by the Company.
- (v) According to the information and explanations given to us the company has not accepted any deposits, in terms of the directives issued by the Reserve Bank of India and the provisions of sections 73 to 76 or any other relevant provisions of the Companies Act and the rules framed there under.
- (vi) In respect of business activities of the company, maintenance of cost records has not been specified by the Central Government under sub-section (l) of section 148 of the Companies Act read with rules framed thereunder.
- (vii) a) As per information and explanations given to us, the company is generally regular in depositing undisputed statutory dues including provident fund, employees' state insurance, income-tax, sales-tax, service tax, duty of customs, duty of excise, value added tax, goods and service tax, cess and other statutory dues with the appropriate authorities. As informed to us there are no outstanding statutory dues in arrears as at the last day of the financial year concerned for a period of more than six months from the date they became payable.
- b) We have been informed that the dues in respect of income-tax, goods and service tax, sales-tax, service-tax, duty of customs, duty of excise, value added tax and cess outstanding on account of any dispute, are as follows: -





O P BAGLA & CO LLP

CHARTERED ACCOUNTANTS

Regd. Office :
B-225, 5th Floor, Okhla Indl. Area
Phase - 1, New Delhi - 110020
Ph.: 011-47011850, 51, 52, 53
E-Mail : admin@opbco.in
Website : www.opbco.in

Name of Statute	Nature of Dues	Amount (Rs.)	Period	Forum where appeal is pending
<i>Income tax Act, 1961</i>	<i>Income tax payable along with interest thereon</i>	<i>Rs. 1,01,970</i>	<i>A.Y. 2014-15</i>	<i>Demand pertains to assessment year 2014-15 Appeal is pending before ITAT.</i>

- (viii) The Company has not defaulted in repayment of loans or borrowings to any bank or financial institution or government during the year. The Company did not have any outstanding debentures during the year.
- (ix) In our opinion and according to the information and explanations given by the management, the Company has utilized the monies raised by way of term loans for the purposes for which they were raised. The company has not raised any money during the year by way of initial public offer or further public offer (including debt instruments).
- (x) Based upon the audit procedures and information and explanations given by the management, we report that no fraud by the Company or on the Company by its officers or employees has been noticed or reported during the period covered by our audit.
- (xi) No remuneration has been paid by the Company to its directors during the year. Therefore, requirements under clause 3(xi) are not applicable to the Company.
- (xii) The Company is not a Nidhi company and therefore clause 3(xii) of the Order related to such companies is not applicable to the Company.
- (xiii) According to information and explanations given to us by the management, transactions with related parties are in compliance with the Section 177 and 188 of Companies Act 2013 wherever applicable and the details have been disclosed in the notes to the financial statements as required by the applicable accounting Standards.
- (xiv) During the year, the Company has not made any preferential allotment or private placement of shares or fully or partly paid convertible debentures and hence reporting under clause 3 (xiv) of the Order is not applicable to the Company.
- (xv) According to information and explanations given to us by the management, the company has not entered into any non-cash transactions with any of its directors or persons connected with the directors during the year. Therefore, clause 3(xv) of the Order is not applicable.





O P BAGLA & CO LLP
CHARTERED ACCOUNTANTS

Regd. Office :
B-225, 5th Floor, Okhla Indl. Area
Phase - 1, New Delhi - 110020
Ph.: 011-47011850, 51, 52, 53
E-Mail : admin@opbco.in
Website : www.opbco.in

(xvi) The company is not required to be registered under section 45-IA of the Reserve Bank of India, 1934.

For O P BAGLA & CO LLP
CHARTERED ACCOUNTANTS
FRN No. 000018N / N500091

(ATUL BAGLA)
PARTNER

M No. 91885

UDIN: 21091885AAAA CR9785

PLACE : NEW DELHI
DATED : May 10, 2021





ANNEXURE- II TO THE INDEPENDENT AUDITOR'S REPORT

(Referred to in paragraph 2(f) under 'Report on Other Legal and Regulatory Requirements' section of our report of even date)

We have audited the internal financial controls over financial reporting of Jaxx Vitrified Private Limited ("the Company") as of 31st March 2021 in conjunction with our audit of the standalone financial statements of the Company for the year ended on that date.

Management's Responsibility for Internal Financial Controls

The Company's management is responsible for establishing and maintaining internal financial controls based on the internal control over financial reporting criteria established by the Company considering the essential components of internal control stated in the Guidance Note on Audit of Internal Financial Controls Over Financial Reporting issued by the Institute of Chartered Accountants of India. These responsibilities include the design, implementation and maintenance of adequate internal financial controls that were operating effectively for ensuring the orderly and efficient conduct of its business, including adherence to company's policies, the safeguarding of its assets, the prevention and detection of frauds and errors, the accuracy and completeness of the accounting records, and the timely preparation of reliable financial information, as required under the Companies Act, 2013.

Auditors' Responsibility

Our responsibility is to express an opinion on the Company's internal financial controls over financial reporting with reference to these standalone financial statements based on our audit. We conducted our audit in accordance with the Guidance Note on Audit of Internal Financial Controls Over Financial Reporting (the "Guidance Note") and the Standards on Auditing as specified under section 143(10) of the Companies Act, 2013, to the extent applicable to an audit of internal financial controls, both issued by the Institute of Chartered Accountants of India. Those Standards and the Guidance Note require that we comply with ethical requirements and plan and perform the audit to obtain reasonable assurance about whether adequate internal financial controls over financial reporting with reference to these standalone financial statements was established and maintained and if such controls operated effectively in all material respects.

Our audit involves performing procedures to obtain audit evidence about the adequacy of the internal financial controls system over financial reporting with reference to these financial statements and their operating effectiveness. Our audit of internal financial controls over financial reporting included obtaining an understanding of internal financial controls over financial reporting with reference to these standalone financial statements, assessing the risk that a material weakness exists, and testing and evaluating the design and operating effectiveness of internal control based on the assessed risk. The procedures selected depend on the auditor's judgment, including the assessment of the risks of material misstatement of the financial statements, whether due to fraud or error.

We believe that the audit evidence we have obtained is sufficient and appropriate to provide a basis for our audit opinion on the Company's internal financial controls system over financial reporting with reference to these standalone financial statements.

Meaning of Internal Financial Controls Over Financial Reporting with reference to these financial statements

A company's internal financial control over financial reporting is a process designed to provide reasonable assurance regarding the reliability of financial reporting and the preparation of financial statements for external purposes in accordance with generally accepted accounting



O P BAGLA & CO LLP
CHARTERED ACCOUNTANTS

Regd. Office :
B-225, 5th Floor, Okhla Indl. Area
Phase - 1, New Delhi - 110020
Ph.: 011-47011850, 51, 52, 53
E-Mail : admin@opbco.in
Website : www.opbco.in

principles. A company's internal financial control over financial reporting includes those policies and procedures that:

- (1) pertain to the maintenance of records that, in reasonable detail, accurately and fairly reflect the transactions and dispositions of the assets of the company;
- (2) provide reasonable assurance that transactions are recorded as necessary to permit preparation of financial statements in accordance with generally accepted accounting principles, and that receipts and expenditures of the company are being made only in accordance with authorizations of management and directors of the company; and
- (3) provide reasonable assurance regarding prevention or timely detection of unauthorized acquisition, use, or disposition of the company's assets that could have a material effect on the financial statements.

Inherent Limitations of Internal Financial Controls Over Financial Reporting

Because of the inherent limitations of internal financial controls over financial reporting, including the possibility of collusion or improper management override of controls, material misstatements due to error or fraud may occur and not be detected. Also, projections of any evaluation of the internal financial controls over financial reporting to future periods are subject to the risk that the internal financial control over financial reporting may become inadequate because of changes in conditions, or that the degree of compliance with the policies or procedures may deteriorate.

Opinion

In our opinion, the company has, in all material respects, an adequate internal financial controls system over financial reporting with reference to these standalone financial statements and such internal financial controls over financial reporting were operating effectively as at 31st March 2021, based on the internal control over financial reporting criteria established by the company considering the essential components of internal control stated in the Guidance Note on "Audit of Internal Financial Controls Over Financial Reporting" issued by the Institute of Chartered Accountants of India.

For O P BAGLA & CO LLP
CHARTERED ACCOUNTANTS
FRN No. 000018N / N500091

(ATUL BAGLA)
PARTNER

M No. 91885

UDIN: 21091885AAAACB9785

PLACE : NEW DELHI
DATED : May 10, 2021



JAXX VITRIFIED PVT. LTD.
BALANCE SHEET FOR THE YEAR ENDED 31ST MARCH 2021

(Amount in Lakhs, unless otherwise stated)

Particulars	Notes	As at 31st March 2021	As at 31st March 2020
I ASSETS			
(1) Non-current assets			
Property, plant and equipment	3	11,693.52	13,325.10
Other Intangible assets	4	-	0.25
Capital Work in Progress		49.18	46.70
Financial assets			
(i) Investments	5	0.43	9.40
(ii) Loans & Advances	6	502.31	385.80
Deferred Tax Assets	28	-	-
(2) Current assets			
Inventories	9	3,554.14	6,120.73
Financial assets			
(i) Trade receivables	10	1,476.85	553.53
(ii) Cash and cash equivalents	11	327.31	104.10
(iii) Others	7	62.61	66.00
Other current assets	8	47.31	126.78
Total Assets		17,713.66	20,738.39
II EQUITY AND LIABILITIES			
(1) Equity			
Equity share capital	12	1,495.00	1,495.00
Other Equity	13	(475.89)	(755.02)
		1,019.11	739.98
(2) LIABILITIES			
(a) Non-current liabilities			
Financial liabilities			
(i) Borrowings	14	12,225.00	13,360.00
Provisions	17	31.66	25.28
(b) Current liabilities			
Financial liabilities			
(i) Borrowings	14	2,312.51	1,229.87
(ii) Trade Payables	15		
Dues of Micro & Small Enterprises		573.75	822.65
Dues other than Micro & Small Enterprises		1,034.39	1,973.14
(iii) Other financial liabilities	16	137.58	388.03
Provisions	17	1.77	1.50
Other current liabilities	18	377.88	2,197.95
Total Equity and Liabilities		17,713.66	20,738.39
Significant Accounting Policies	1 & 2		

The accompanying notes form an integral part of these financial statements.

In terms of our report of even date annexed

For **O P Bagla & Co LLP**
(Formerly O.P. Bagla & Co.)
Chartered Accountants
FRN No. 000018N / N500091



ATUL BAGLA
(Partner)
M.No. 91885

For and on behalf of the Board
Jaxx Vitrified Pvt. Ltd.



MR. RAMKISHAN SHARMA
Director
DIN: 06746188



MR. VISHAL RASTOGI
Director
DIN: 05189357

Place: New Delhi
Date: May 10, 2021



JAXX VITRIFIED PVT. LTD.
STATEMENT OF PROFIT & LOSS ACCOUNT FOR THE YEAR ENDED 31st MARCH 2021


(Amount in Lakhs, unless otherwise stated)

Particulars	Notes	For the Year Ended (31st) March 2021	For the Year Ended (31st) March 2020
I REVENUE			
Revenue from operations	19	19,816.27	27,250.95
Other income	20	39.90	72.49
Total Revenue (I)		19,856.17	27,323.44
II EXPENSES			
Cost of material consumed	21	6,642.67	12,952.46
Purchases of stock in trade		7.38	-
Changes in inventories of finished goods, stock-in-trade and work in progress	22	2,145.79	(1,270.29)
Employee benefits expenses	23	1,428.68	2,068.36
Finance costs	24	1,082.02	1,297.93
Depreciation and amortization expenses	25	841.91	881.41
Other expenses	26	7,435.89	11,748.95
Total expenses (II)		19,584.33	27,678.82
III Profit before exceptional items and tax from continuing operations (I-II)		271.85	(355.38)
IV Exceptional Items (shortage of materials)		-	-
V Profit/(loss) before tax from continuing operations (III-IV)		271.85	(355.38)
VI Tax expense:			
(1) Current Tax (including earlier year)		-	-
(2) Deferred Tax	28	-	-
VII Profit (Loss) for the Year from continuing operations (V-VI)		271.85	(355.38)
VIII Other Comprehensive Income			
A Items that will be reclassified to profit or loss		-	-
B Items that will not be reclassified to profit or loss		-	-
Re-measurement gains (losses) on defined benefit plans		7.29	-
Income tax effect	28	-	-
Total Comprehensive Income for the Year (IX + X)		279.14	(355.38)
IX (Comprising Profit (Loss) and Other Comprehensive Income for the Year)			
Earnings per equity share for continuing operations			
(1) Basic, computed on the basis of profit from continuing operations	27	1.82	(2.38)
(2) Diluted, computed on the basis of profit from continuing operations	27	1.82	(2.38)
Significant Accounting Policies	1 & 2		


The accompanying notes form an integral part of these financial statements.


In terms of our report of even date annexed

For O P Bagla & Co LLP
 (Formerly O.P. Bagla & Co.)
 Chartered Accountants
 FRN No. 000018N / N500091


ATUL BAGLA
 (Partner)
 M.No. 91885

For and on behalf of the Board
Jaxx Vitrified Pvt. Ltd.


MR. RAMKISHAN SHARMA
 Director
 DIN: 06746188


MR. VISHAL RASTOGI
 Director
 DIN: 05189357

Place: New Delhi
 Date: May 10, 2021



JAXX VITRIFIED PVT. LTD.
CASH FLOW STATEMENT FOR THE YEAR ENDED 31st MARCH 2021

(Amount in Lakhs, unless otherwise stated)


	Year ended 31.03.2021		Year ended 31.03.2020	
A. CASH FLOW FROM OPERATING ACTIVITIES				
Net Profit before tax		271.85		(355.38)
Adjusted for :				
Depreciation	841.91		881.41	
Interest income	(38.25)		(30.57)	
Loss on Sale of Fixed & Intangible Assets	479.45		-	
Interest Paid	1,082.02		1,297.93	
Actuarial Gain/(Loss) on Gratuity	7.29		-	
		2,372.42		2,148.77
Operating Profit before Working Capital Changes		2,644.26		1,793.39
Adjusted for :				
Trade & Other Receivables	(923.32)		1,343.19	
Other assets	(33.66)		75.82	
Inventories	2,566.59		(1,282.76)	
Trade Payable	(1,187.64)		(2,602.62)	
Other financial liabilities	(250.45)		(182.37)	
Other liabilities	(1,820.07)		1,888.18	
Provisions	6.65		26.78	
		(1,641.90)		(733.78)
Cash Generated from Operations		1,002.37		1,059.61
Direct Taxes Paid	-		-	
Net Cash from operating activities		1,002.37		1,059.61
B. CASH FLOW FROM INVESTING ACTIVITIES				
Purchase of Fixed Assets(net)	(122.15)		(441.12)	
Disposal of Fixed Assets	432.62		-	
Change in CWIP	(2.47)		(30.60)	
Investment	8.97		-	
Interest Received	38.25		30.57	
Net Cash used in Investing Activities		355.22		(441.16)
C. CASH FLOW FROM FINANCING ACTIVITIES				
Proceeds/ (Repayment) of Borrowings (Net)	(1,135.00)		1,548.21	
Current maturities of long term borrowings	1,082.64		(868.04)	
Interest Paid	(1,082.02)		(1,297.93)	
Net Cash used in Financing Activities		(1,134.38)		(617.76)
Net increase in Cash and Cash Equivalents		223.21		0.69
Cash and Cash Equivalents-Opening		104.10		103.41
Cash and Cash Equivalents-Closing		327.31		104.10
Note to cash flow statement				
1 Components of cash and cash equivalents				
Balances with banks				
- Current accounts		22.41		77.00
- Deposit accounts (demand deposits and deposits having original maturity of 3 months or less)		304.67		24.76
Cash on hand		0.23		2.34
Other bank balance (earmarked balance with bank)		-		-
		327.31		104.10
2 The above cash flow statement has been prepared in accordance with the 'indirect method' as set out in Indian Accounting Standard - 7 significant accounting policies 1 & 2				
The note referred to above forms an integral part of the financial statements				


The accompanying notes form an integral part of these financial statements.


In terms of our report of even date annexed

For **O P Bagla & Co LLP**
(Formerly O.P. Bagla & Co.)
Chartered Accountants
FRN No. 000018N / N500091

For and on behalf of the Board
Jaxx Vitrified Pvt. Ltd.


ATUL BAGEA
(Partner)
M.No. 91885


MR. RAMKISHAN SHARMA
Director
DIN: 06746188


MR. VISHAL RASTOGI
Director
DIN: 05189357

Place: New Delhi
Date: May 10, 2021



Accounting Policies under Ind AS

Standalone financial statements of Jaxx Vitrified Pvt Ltd for the year ended 31-March-2021

1. Corporate information

JAXX VITRIFIED PVT. LTD. ("the company") is a Private limited company domiciled in India and is incorporated under the provisions of the Companies Act applicable in India. The registered office of the Company is located at S.No. 72/p1 & 72/p2, Morbi Gandhidham high way, Timdi, Morbi.

The company is closely held company limited by shares, Company is engaged in manufacturing of vitrified Tiles having its factory premises at above mentioned address as well as having another unit at : 8-A National Highway, Lakhdirpur Road, Morbi.

2. Significant accounting policies

2.1 Basis of preparation

The financial statements of the Company have been prepared in accordance with Indian Accounting Standards (Ind AS) notified under the Companies (Indian Accounting Standards) Rules, 2015 and the Companies (Indian Accounting Standards) (Amendment) Rules, 2016.

The financial statements have been prepared on a historical cost basis, except for the certain assets and liabilities which have been measured at different basis and such basis has been disclosed in relevant accounting policy.

The financial statements are presented in INR and all values are rounded to the nearest lakhs, except where otherwise indicated.

2.2 Significant accounting policies

a. Current versus non-current classification

The Company presents assets and liabilities in the balance sheet based on current/ non-current classification.

An asset/liability is treated as current when it is:

- Expected to be realised or intended to be sold or consumed or settled in normal operating cycle
- Held primarily for the purpose of trading
- Expected to be realised/settled within twelve months after the reporting period, or
- Cash or cash equivalent unless restricted from being exchanged or used to settle a liability for at least twelve months after the reporting period
- There is no unconditional right to defer the settlement of the liability for at least twelve months after the reporting period.

All other assets and liabilities are classified as non-current.

The Company classifies all other liabilities as non-current.

Deferred tax assets and liabilities are classified as non-current assets and liabilities respectively.



b. Property, plant and equipment

i) Tangible assets

Property, plant and equipment are stated at cost [i.e., cost of acquisition or construction inclusive of freight, erection and commissioning charges, non-refundable duties and taxes, expenditure during construction period, borrowing costs (in case of a qualifying asset) upto the date of acquisition/ installation], net of accumulated depreciation and accumulated impairment losses, if any.

When significant parts of property, plant and equipment (identified individually as component) are required to be replaced at intervals, the Company derecognizes the replaced part, and recognizes the new part with its own associated useful life and it is depreciated accordingly. Whenever major inspection/overhaul/repair is performed, its cost is recognized in the carrying amount of respective assets as a replacement, if the recognition criteria are satisfied. All other repair and maintenance costs are recognized in the statement of profit and loss.

The present value of the expected cost for the decommissioning of an asset after its use is included in the cost of the respective asset if the recognition criteria for a provision are met.

Property, plant and equipments are eliminated from financial statements, either on disposal or when retired from active use. Losses/gains arising in case retirement/disposals of property, plant and equipment are recognized in the statement of profit and loss in the year of occurrence.

Depreciation on property, plant and equipments are provided to the extent of depreciable amount on the straight line (SLM) Method. Depreciation is provided at the rates and in the manner prescribed in Schedule II to the Companies Act, 2013 except on some assets, where useful life has been taken based on external / internal technical evaluation as given below:

Particulars	Useful lives
Plant and Machinery	18 years

The residual values, useful lives and methods of depreciation/amortization of property, plant and equipment are reviewed at each financial year end and adjusted prospectively, if appropriate.

ii) Capital work in progress

Capital work in progress includes construction stores including material in transit/equipment / services, etc. received at site for use in the projects.

All revenue expenses incurred during construction period, which are exclusively attributable to acquisition / construction of fixed assets, are capitalized at the time of commissioning of such assets.

c. Intangible Assets

Intangible assets acquired separately are measured on initial recognition at cost. Following initial recognition, intangible assets are carried at cost less any accumulated amortization.

Intangible assets with finite lives (i.e. software and licenses) are amortized over the useful economic life and assessed for impairment whenever there is an indication that the



Accounting Policies under Ind AS

Standalone financial statements of Jaxx Vitrified Pvt Ltd for the year ended 31-March-2021

intangible asset may be impaired. The amortisation period and method for an intangible asset is reviewed at least at the end of each reporting period.

Costs relating to computer software are capitalised and amortised on straight line method over their estimated useful economic life of three years.

d. Research & Development Costs

Research and development costs that are in nature of tangible assets and are expected to generate probable future economic benefits are capitalised as tangible assets. Revenue expenditure on research and development is charged to the statement of profit and loss in the year in which it is incurred.

e. Borrowing Costs

Borrowing costs directly attributable to the acquisition, construction or production of an asset that necessarily takes a substantial period of time to get ready for its intended use or sale are capitalised as part of the cost of the respective asset. All other borrowing costs are expensed in the period in which they occur.

f. Impairment of non-financial assets

The Company assesses, at each reporting date, whether there is an indication that an asset may be impaired. If any indication exists, or when annual impairment testing for an asset is required, the Company estimates the asset's recoverable amount. An asset's recoverable amount is the higher of an asset's or cash-generating unit's (CGU) fair value less costs of disposal and its value in use. Recoverable amount is determined for an individual asset, unless the asset does not generate cash inflows that are largely independent of those from other assets or groups of assets. When the carrying amount of an asset or CGU exceeds its recoverable amount, the asset is considered impaired and is written down to its recoverable amount.

Impairment losses of continuing operations, including impairment on inventories, are recognised in the statement of profit and loss.

g. Inventories

Items of inventories are measured at lower of cost and net realizable value after providing for obsolescence, wherever considered necessary. Cost of inventories comprises of cost of purchase, cost of conversion and other costs including manufacturing overheads incurred in bringing them to their respective present location and condition. Cost of raw material, stores and spares, packing materials, trading and other products are determined on weighted average basis.

h. Revenue Recognition

Revenue is recognised at an amount that reflects the consideration to which the Company expects to be entitled in exchange for transferring goods or services to a customer. The Company recognises revenue at the point in time, when control of the asset is transferred to the customer depending upon the terms of sale with the customers. When either party to a contract has performed, an entity shall present the contract in the balance sheet as a contract asset or a contract liability, depending on the relationship between the entity's performance and the customer's payment. Revenue includes only the gross inflows of economic benefits, including excise duty, received and receivable by the Company, on its own account. Amounts collected on behalf of third parties such as sales tax, value added tax and goods and service tax are excluded from revenue.



Accounting Policies under Ind AS

Standalone financial statements of Jaxx Vitrified Pvt Ltd for the year ended 31-March-2021

Interest income is recognized on a time proportion basis taking into account the amount outstanding and the interest rate applicable.

i. Foreign currency transactions

The Company's financial statements are presented in INR, which is also its functional currency.

Foreign currency transactions are initially recorded in functional currency using the exchange rates at the date the transaction.

At each balance sheet date, foreign currency monetary items are reported using the exchange rate prevailing at the year end.

Exchange differences arising on settlement or translation of monetary items are recognised in statement of profit and loss.

Non-monetary items that are measured in terms of historical cost in a foreign currency are translated using the exchange rates at the dates of the initial transactions.

j. Taxes on income

Current tax

Current tax is measured at the amount expected to be paid/ recovered to/from the taxation authorities. The tax rates and tax laws used to compute the amount are those that are enacted or substantively enacted, at the reporting date.

Current income tax relating to items recognised directly in equity/other comprehensive income is recognised under the respective head and not in the statement of profit & loss. Management periodically evaluates positions taken in the tax returns with respect to situations in which applicable tax regulations are subject to interpretation and establishes provisions where appropriate.

Current tax assets are offset against current tax liabilities if, and only if, a legally enforceable right exists to set off the recognised amounts and there is an intention either to settle on a net basis, or to realise the asset and settle the liability simultaneously.

Deferred tax

Deferred tax is provided using the liability method on temporary differences between the tax bases of assets and liabilities and their carrying amounts for financial reporting purposes at the reporting date.

Deferred tax assets are recognised for all deductible temporary differences, the carry forward of unused tax credits and any unused tax losses. Deferred tax assets are recognised to the extent that it is probable that taxable profit will be available against which the deductible temporary differences, and the carry forward of unused tax credits and unused tax losses can be utilised.

Deferred tax assets and liabilities are measured at the tax rates that are expected to apply to the period when the asset is realized or the liability is settled, based on tax rates (and tax laws) that have been enacted or substantively enacted at the balance sheet date. Tax relating to items recognized directly in equity/other comprehensive income is recognized in respective head and not in the statement of profit & loss.



Accounting Policies under Ind AS

Standalone financial statements of Jaxx Vitrified Pvt Ltd for the year ended 31-March-2021

The carrying amount of deferred tax assets is reviewed at each balance sheet date and is adjusted to the extent that it is no longer probable that sufficient taxable profit will be available to allow all or part of the asset to be recovered.

Deferred tax assets and deferred tax liabilities are offset if a legally enforceable right exists to set off current tax assets against current tax liabilities and the deferred taxes relate to the same taxable entity and the same taxation authority.

k. Employee benefits

All employee benefits that are expected to be settled wholly within twelve months after the end of period in which the employee renders the related services are classified as short term employee benefits. Benefits such as salaries, wages, short-term compensated absences, etc. are recognized as expense during the period in which the employee renders related service.

The Company's contribution to the Provident Fund is remitted to provident fund authorities and are based on a fixed percentage of the eligible employee's salary and debited to Statement of Profit and Loss.

l. Provisions, Contingent liabilities and Contingent assets

Provisions are recognised when the Company has a present obligation (legal or constructive) as a result of a past events and it is probable that an outflow of resources embodying economic benefits will be required to settle the obligation and a reliable estimate can be made of the amount of the obligation.

If the effect of the time value of money is material, provisions are discounted using a current pre-tax rate that reflects, when appropriate, the risks specific to the liability. When discounting is used, the increase in the provision due to the passage of time is recognised as a finance cost.

Contingent liability is disclosed in the case of:

- a present obligation arising from past events, when it is not probable that an outflow of resources will be required to settle the obligation;
- a present obligation arising from past events, when no reliable estimate is possible

Provisions, contingent liabilities and contingent assets are reviewed at each balance sheet date.

m. Earnings per share

Basic earnings per equity share is computed by dividing the net profit after tax attributable to the equity shareholders by the weighted average number of equity shares outstanding during the year. Diluted earnings per equity share is computed by dividing adjusted net profit after tax by the aggregate of weighted average number of equity shares and dilutive potential equity shares during the year.

n. Cash and cash equivalents

Cash and cash equivalent in the balance sheet comprise cash at banks and on hand, cheques on hand and short-term deposits with an original maturity of three months or less, which are subject to an insignificant risk of changes in value.



For the purpose of the statement of cash flows, cash and cash equivalents consist of cash and short-term deposits, as defined above.

o. Fair value measurement

The Company measures financial instruments such as derivatives and certain investments, at fair value at each balance sheet date.

All assets and liabilities for which fair value is measured or disclosed in the financial statements are categorized within the fair value hierarchy, described as follows, based on the lowest level input that is significant to the fair value measurement as a whole:

- Level 1 – Quoted (unadjusted) market prices in active markets for identical assets or liabilities
- Level 2 – Valuation techniques for which the lowest level input that is significant to the fair value measurement is directly or indirectly observable
- Level 3 – Valuation techniques for which the lowest level input that is significant to the fair value measurement is unobservable

For assets and liabilities that are recognized in the balance sheet on a recurring basis, the Company determines whether transfers have occurred between levels in the hierarchy by re-assessing categorization (based on the lowest level input that is significant to the fair value measurement as a whole) at the end of each reporting period.

For the purpose of fair value disclosures, the Company has determined classes of assets and liabilities on the basis of the nature, characteristics and risks of the asset or liability and the level of the fair value hierarchy as explained above.

p. Financial instruments

A financial instrument is any contract that gives rise to a financial asset of one entity and a financial liability or equity instrument of another entity.

(a) Financial assets

Classification

The Company classifies financial assets as subsequently measured at amortized cost, fair value through other comprehensive income or fair value through profit or loss on the basis of its business model for managing the financial assets and the contractual cash flows characteristics of the financial asset.

Initial recognition and measurement

All financial assets are recognized initially at fair value plus, in the case of financial assets not recorded at fair value through profit or loss, transaction costs that are attributable to the acquisition of the financial asset.

Subsequent measurement

For purposes of subsequent measurement financial assets are classified in below categories:

- **Financial assets carried at amortised cost**

A financial asset is subsequently measured at amortised cost if it is held within a business model whose objective is to hold the asset in order to collect contractual cash flows and the contractual



terms of the financial asset give rise on specified dates to cash flows that are solely payments of principal and interest on the principal amount outstanding.

- **Financial assets at fair value through other comprehensive income**

A financial asset is subsequently measured at fair value through other comprehensive income if it is held within a business model whose objective is achieved by both collecting contractual cash flows and selling financial assets and the contractual terms of the financial asset give rise on specified dates to cash flows that are solely payments of principal and interest on the principal amount outstanding. The Company has made an irrevocable election for its investments which are classified as equity instruments to present the subsequent changes in fair value in other comprehensive income based on its business model.

- **Financial assets at fair value through profit or loss**

A financial asset which is not classified in any of the above categories are subsequently fair valued through profit or loss.

DE recognition

A financial asset is primarily derecognized when the rights to receive cash flows from the asset have expired or the Company has transferred its rights to receive cash flows from the asset.

Impairment of financial assets

The Company assesses impairment based on expected credit losses (ECL) model for measurement and recognition of impairment loss on the financial assets that are trade receivables or contract revenue receivables and all lease receivables.

(b) Financial liabilities

Classification

The Company classifies all financial liabilities as subsequently measured at amortized cost, except for financial liabilities at fair value through profit or loss. Such liabilities, including derivatives that are liabilities, shall be subsequently measured at fair value.

Initial recognition and measurement

All financial liabilities are recognized initially at fair value and, in the case of loans and borrowings and payables, net of directly attributable transaction costs. The Company's financial liabilities include trade and other payables, loans and borrowings including bank overdrafts, and derivative financial instruments.

Subsequent measurement

The measurement of financial liabilities depends on their classification, as described below:

- **Financial liabilities at amortised cost**

After initial recognition, interest-bearing loans and borrowings are subsequently measured at amortized cost using the EIR method. Gains and losses are recognized in profit or loss when the liabilities are derecognized as well as through the EIR amortization process.

Amortized cost is calculated by taking into account any discount or premium on acquisition and fees or costs that are an integral part of the EIR. The EIR amortization is included as finance costs in the statement of profit and loss.

- **Financial liabilities at fair value through profit or loss**

Financial liabilities at fair value through profit or loss include financial liabilities held for trading and financial liabilities designated upon initial recognition as at fair value through profit or loss. Financial liabilities are classified as held for trading if they are incurred for the purpose of repurchasing in the near term. This category also includes derivative financial instruments entered into by the Company that are not designated as hedging instruments in hedge relationships as defined by Ind AS 109.



Accounting Policies under Ind AS

Standalone financial statements of Jaxx Vitrified Pvt Ltd for the year ended 31-March-2021

Separated embedded derivatives are also classified as held for trading unless they are designated as effective hedging instruments.

Gains or losses on liabilities held for trading are recognized in the statement of profit and loss.

DE recognition

A financial liability is derecognized when the obligation under the liability is discharged or cancelled or expires. When an existing financial liability is replaced by another from the same lender on substantially different terms, or the terms of an existing liability are substantially modified, such an exchange or modification is treated as the DE recognition of the original liability and the recognition of a new liability. The difference in the respective carrying amounts is recognized in the statement of profit and loss.

(c) Offsetting of financial instruments

Financial assets and financial liabilities are offset and the net amount is reported in the balance sheet if there is a currently enforceable legal right to offset the recognized amounts and there is an intention to settle on a net basis, to realize the assets and settle the liabilities simultaneously

v. Unless specifically stated to be otherwise, these policies are consistently followed.



JAXX VITRIFIED PVT. LTD.

STATEMENT OF CHANGES IN EQUITY FOR THE YEAR ENDED 31st MARCH 2021

(Amount in Lakhs, unless otherwise stated)

(A) Equity share capital

Particulars	31st March 2021	31st March 2020
Issued, subscribed and paid up capital		
Opening balance	1,495.00	1,495.00
Changes	-	-
Closing balance	1,495.00	1,495.00

(B) Other equity

Particulars	Reserves and Surplus				Items of OCI	Other equity
	General Reserve	Share premium	Retained earnings	Surplus in the statement of profit and loss	Re-measurement gains/ (losses) on defined benefit plans	
At 31 March 2020	-	2,005.00	(2760.02)	-	-	(755.02)
Net income / (loss) for the year	-	-	271.85	-	-	271.85
Other Comprehensive income	-	-	-	-	7.29	7.29
Total comprehensive income	-	-	271.85	-	7.29	279.14
At 31 March 2021	-	2,005.00	(2488.18)	-	7.29	(475.89)

The accompanying notes form an integral part of these financial statements.

In terms of our report of even date annexed

For O P Bagla & Co LLP

(Formerly O.P. Bagla & Co.)

Chartered Accountants

FRN No. 000018N / N500091



ATUL BAGLA

(Partner)

M.No. 91885

For and on behalf of the Board

Jaxx Vitrified Pvt. Ltd.

MR. RAMKISHAN SHARMA

Director

DIN: 06746188

MR. VISHAL RASTOGI

Director

DIN: 05189357

Place: New Delhi

Date: May 10, 2021

JAXX VITRIFIED PVT. LTD.

NOTES TO FINANCIAL STATEMENTS FOR THE YEAR ENDED 31st MARCH 2021

(Amount in Lakhs, unless otherwise stated)

Note No. 3 Property, Plant & Equipment

Particulars	Freehold land	Building	Plant and machinery	Furniture & fixtures	Vehicles	Office equipments	Computers	Total
Cost or Valuation								
As at 1 April 2019	539.98	2,867.70	14,106.93	119.06	102.24	93.65	24.79	17,854.34
Additions	-	20.84	408.77	1.34	7.75	0.32	2.11	441.12
Disposal	-	-	-	-	-	-	-	-
As at 31 March 2020	539.98	2,888.53	14,515.70	120.40	109.99	93.96	26.90	18,295.47
Additions	-	-	115.30	6.11	-	-	0.74	122.15
Disposal	-	-	1,408.18	-	-	1.45	-	1,409.63
As at 31 March 2021	539.98	2,888.53	13,222.81	126.51	109.99	92.51	27.64	17,007.99
Depreciation and impairment								
As at 1 April 2019	-	481.39	3,492.08	28.20	57.64	11.59	18.05	4,088.96
Additions	-	91.58	756.13	11.27	12.89	6.71	2.84	881.41
Disposal	-	-	-	-	-	-	-	-
As at 31 March 2020	-	572.96	4,248.22	39.47	70.53	18.30	20.89	4,970.37
Additions	-	92.40	715.54	11.56	13.04	6.65	2.71	841.91
Disposal	-	-	497.44	-	-	0.37	-	497.81
As at 31 March 2021	-	665.36	4,466.32	51.03	83.57	24.58	23.60	5,314.46
Net book value								
31 March 2021	539.98	2,223.17	8,756.49	75.48	26.42	67.94	4.04	11,693.52
31 March 2020	539.98	2,315.57	10,267.48	80.93	39.46	75.67	6.01	13,325.10

Note : Property, plant & equipment refer significant accounting policies note no 2.2b



JAXX VITRIFIED PVT. LTD.

NOTES TO FINANCIAL STATEMENTS FOR THE YEAR ENDED 31st MARCH 2021

(Amount in Lakhs, unless otherwise stated)

Note No. 4 Intangible Assets

Particulars	Software	Total
Cost or Valuation		
As at 1 April 2019	5.04	5.04
Additions	-	-
Disposal	-	-
As at 31 March 2020	5.04	5.04
Additions	-	-
Disposal	5.04	5.04
As at 31 March 2021	-	-
Depreciation		
As at 1 April 2019	4.79	4.79
Additions	-	-
Disposal	-	-
As at 31 March 2020	4.79	4.79
Additions	-	-
Disposal	4.79	4.79
As at 31 March 2021	-	-
Net book value		
31 March 2021	-	-
31 March 2020	0.25	0.25

JAXX VITRIFIED PVT. LTD.
NOTES TO FINANCIAL STATEMENTS FOR THE YEAR ENDED 31st MARCH 2021

(Amount in Lakhs, unless otherwise stated)

	Non-Current Assets		Current Assets	
	31st March 2021	31st March 2020	31st March 2021	31st March 2020
Financial Assets				
Note No 5 Investments				
Other investments	0.43	9.40	-	-
Total investments	0.43	9.40	-	-
Note No 6 Loans at amortised cost				
Bank deposits with more than 12 months maturity	502.31	385.80	-	-
Total loans at amortised cost	502.31	385.80	-	-
Lien Marked Deposits out of the above	502.31	385.80	-	-

	Non-Current Assets		Current Assets	
	31st March 2021	31st March 2020	31st March 2021	31st March 2020
Note No. 7 Others				
Interest Accrued On:				
- Term Deposits	-	-	62.61	37.41
- Others	-	-	-	28.59
Total	-	-	62.61	66.00
Note No. 8 Other current assets				
Prepaid expenses	-	-	13.60	26.08
Advance to supplier against goods to be supplied	-	-	0.86	15.49
Balance with statutory authorities	-	-	23.37	79.68
Advance Tax/TDS	-	-	9.48	5.54
Total other current assets	-	-	47.31	126.78

2

JAXX VITRIFIED PVT. LTD.

NOTES TO FINANCIAL STATEMENTS FOR THE YEAR ENDED 31st MARCH 2021

(Amount in Lakhs, unless otherwise stated)

Note No. 9 Inventories

(As taken, valued & certified by the management)

PARTICULARS	31st March 2021	31st March 2020
Raw Materials	489.76	802.07
Work-in-Process	146.30	163.97
Finished Goods	2,651.40	4,779.49
Stores and Spares	266.68	375.21
TOTAL	3,554.14	6,120.73

For mode of valuation refer accounting policy number 2.2g

Note No. 10 Trade receivables

(unsecured, considered good, unless otherwise stated)

PARTICULARS	31st March 2021	31st March 2020
Unsecured and considered good		
-From others	1,476.85	490.31
Credit Impaired	-	63.22
TOTAL	1,476.85	553.53

Note No. 11 Cash and cash equivalent

PARTICULARS	31st March 2021	31st March 2020
Balance with banks		
- In current accounts	22.41	77.00
- Deposit with original maturity of less than 3 months	304.67	24.76
Cash on hand	0.23	2.34
TOTAL	327.31	104.10

JAXX VITRIFIED PVT. LTD.

NOTES TO FINANCIAL STATEMENTS FOR THE YEAR ENDED 31st MARCH 2021

(Amount in lakhs, except per share data unless otherwise stated)

Note No. 12 Equity Share Capital

Particulars	31st March 2021	31st March 2020
-------------	-----------------	-----------------

a) Authorised Share Capital

Particulars	31st March 2021	31st March 2020
Equity share capital		
15000000 equity shares of Rs. 10 each (PY 15000000 equity shares of Rs. 10 each)	1,500.00	1,500.00
Total	1,500.00	1,500.00

b) Issued, subscribed and paid up capital

Particulars	31st March 2021	31st March 2020
Equity share capital		
14950000 equity shares of Rs. 10 each (PY 14950000 equity shares of Rs. 10 each)	1,495.00	1,495.00
Total	1,495.00	1,495.00

c) Reconciliation of number of shares outstanding and the amount of share capital

Equity share capital

Particulars	Number of shares	
	31st March 2021	31st March 2020
Shares outstanding at the beginning of the year	14,950,000	14,950,000
Shares issued during the year		-
Shares outstanding at the end of the year	14,950,000	14,950,000

Particulars	Amount of share capital	
	31st March 2021	31st March 2020
Amount outstanding at the beginning of the year	149,500,000	149,500,000
Amount in respect of shares issued during the year		
Amount outstanding at the end of the year	149,500,000	149,500,000

d) Terms

The Company has only one class of Issued, subscribed and paid up equity shares having a par value of INR 10/- each per share. Each holder of equity shares is entitled to one vote per share. The Company declares and pays dividend in Indian rupees. The dividend proposed by the Board of Directors is subject to the approval of the shareholders in the Annual General Meeting. In the event of liquidation of the Company, the holders of equity shares will be entitled to receive remaining assets of the Company, after distribution of all preferential amounts. The distribution will be in proportion to the number of equity shares held by the share holders.

e) Following shareholders had equity shares more than 5% of total equity shares of the company at the end of the period

Particulars	31st March 2021		31st March 2020	
	Number of shares held	% of holding	Number of shares held	% of holding
Equity shares of INR 10 each fully paid up Kajaria Ceramics Limited - Holding Company	12,314,032	82.37%	12,314,032	82.37%

R

JAXX VITRIFIED PVT. LTD.

NOTES TO FINANCIAL STATEMENTS FOR THE YEAR ENDED 31st MARCH 2021

(Amount in lakhs, except per share data unless otherwise stated)

Note No 13 Other Equity

Particulars	Amount
-------------	--------

a) Securities premium reserve

As at 1 April 2019	2,005.00
Changes during the period	-
Closing balance as at 31 March 2020	2,005.00
Changes during the period	-
Closing balance as at 31 March 2021	2,005.00

b) Retained earnings

As at 1 April 2019	(2,404.64)
Profit/(loss) during the period	(355.38)
Closing balance as at 31 March 2020	(2,760.02)
Profit/(loss) during the period	279.14
Closing balance as at 31 March 2020	(2,480.89)

c) Total other equity

As at 31 March 2021	(475.89)
As at 31 March 2020	(755.02)

JAXX VITRIFIED PVT. LTD.

NOTES TO FINANCIAL STATEMENTS FOR THE YEAR ENDED 31st MARCH 2021

(Amount in lakhs, except per share data unless otherwise stated)

PARTICULARS	Long Term		Short Term	
	31st March 2021	31st March 2020	31st March 2021	31st March 2020
Financial Liabilities				
Note No. 14 Borrowings				
Rupee term loans (secured)				
From banks		-		-
Working capital loans (secured)				
From banks		-	2,312.51	1,229.87
Unsecured loan from related parties	12,225.00	13,360.00	-	-
Total borrowings	12,225.00	13,360.00	2,312.51	1,229.87

Note:

Type and Nature of Borrowings	Amount Outstanding		Effective interest rate as on 31.3.21 **
	31-Mar-21	31-Mar-20	
Unsecured Loan from related parties	12,225.00	13,360.00	7.00%
Working capital loans	2,312.51	1,229.87	12.15%

JAXX VITRIFIED PVT. LTD.
NOTES TO FINANCIAL STATEMENTS FOR THE YEAR ENDED 31st MARCH 2021

PARTICULARS	Long Term		Short Term	
	31st March 2021	31st March 2020	31st March 2021	31st March 2020

Note No. 15 Trade payables (Average credit period is 60-90 days)

Sundry Creditors:

Dues of Micro, Small and Medium Enterprises	-	-	573.75	822.65
Dues to others	-	-	1,034.39	1,973.14
TOTAL	-	-	1,608.14	2,795.79

the details of amount outstanding to Micro, Small and Medium enterprises under the Micro, Small and Medium Enterprises Development Act, 2006 are as per information available with the company. The company makes payment to its suppliers within the agreed credit period and thus the liability of interest under this Act, if any, would not be material.

Note No. 16 Other financial liabilities

Current maturities of long term debts	-	-	-	246.04
Compensation payable	-	-	131.18	135.68
Provision for expenses	-	-	-	6.31
Amount payable to capital creditors	-	-	6.40	-
TOTAL	-	-	137.58	388.03


Note No. 17 Provisions

Provision for employee benefits

Gratuity	31.66	25.28	1.77	1.50
TOTAL	31.66	25.28	1.77	1.50

Note No. 18 Other current liabilities

Advance from Customers	-	-	-	2,114.78
Statutory Dues Payable	-	-	377.88	83.17
TOTAL	-	-	377.88	2,197.95



JAXX VITRIFIED PVT. LTD.

NOTES TO FINANCIAL STATEMENTS FOR THE YEAR ENDED 31st MARCH 2021

(Amount in lakhs, except per share data unless otherwise stated)

Note No 19 Revenue from operations

Particulars	31st March 2021	31st March 2020
Sale of Tiles	19,808.37	27,250.95
Sale of Traded goods	7.87	-
Total sale of products	19,816.24	27,250.95
Other operating revenue		
Scrap sales	0.03	-
Total	19,816.27	27,250.95

Note No 20 Other Income

Particulars	31st March 2021	31st March 2020
Other non operating income		
Gain / (loss) on foreign currency rate difference	1.43	2.24
Misclaneous income	0.22	11.08
Interest on fixed deposits	38.25	30.57
Interest on statutory authorities	-	28.59
Total	39.90	72.49

Note No. 21 Cost of materials consumed

Particulars	31st March 2021	31st March 2020
Raw Material & Glaze, Frits And Chemicals	5,971.36	12,032.15
Packing Material Consumed	671.31	920.31
Cost of material consumed	6,642.67	12,952.46

2

Note No. 22 Changes in inventories of finished goods, stock in trade and work in progress

Particulars	31st March 2021	31st March 2020
Closing stock		
Finished Goods	2,651.37	4,779.49
Work-in-process	146.30	163.97
Total	2,797.68	4,943.46
Less :		
Opening stock		
Finished Goods	4,779.49	3,277.65
Work-in-process	163.97	395.52
Total	4,943.46	3,673.17
Net (Increase)/decrease in Stock	2145.79	(1,270.29)

Note No 23 Employee benefit expense

Particulars	31st March 2021	31st March 2020
Salary, wages, bonus and allowance	1,409.73	2,013.40
Contribution to provident fund and other funds	11.03	37.14
Staff Welfare expenses	7.91	17.81
Total	1,428.68	2,068.36

Note No 24 Finance Cost

Particulars	31st March 2021	31st March 2020
Interest on debts and borrowings	1,066.88	1,248.60
Other Borrowing Cost	15.14	49.33
Total	1,082.02	1,297.93

Note No 25 Depreciation and amortization expense

Particulars	31st March 2021	31st March 2020
Depreciation of property, plant and equipment (Note 3)	841.91	881.41
Amortisation of intangible assets (Note 4)	-	-
Total	841.91	881.41

Note No 26 Other expenses

Particulars	31st March 2021	31st March 2020
Consumption of stores, spares and consumables	977.53	1,867.41
Packing Freight & Forwarding Expenses	1.80	28.66
Power and fuel	5,515.09	9,248.01
Other Manufacturing Expenses	10.42	24.74
Rent	53.15	122.23
Traveling & Conveyance Expenses	11.64	28.73
Insurance	18.89	13.18
Rates and taxes	2.05	17.56
Repairs and maintenance:		
- Building	21.15	10.91
- Machinery	208.96	237.62
- Others	23.18	23.17
Legal and professional charges	20.56	21.62
Payment to Auditors:		
As Auditor:		
Audit fees	4.00	4.00
Tax Audit fee	2.75	-
Other matters	2.25	2.00
Commission expenses	-	16.75
Loss on Sale / Scrapping of Fixed Assets	479.45	-
Printing & Stationary	7.54	8.61
Communication Expense	3.97	4.62
Bank charges	1.73	5.17
Vehicle Running & Maintenance Expenses	6.44	12.17
Security charges	32.02	37.85
Sundry balances written off	22.97	4.44
Miscellaneous expenses	8.36	9.51
Total	7,435.89	11,748.95

JAXX VITRIFIED PVT. LTD.

NOTES TO FINANCIAL STATEMENTS FOR THE YEAR ENDED 31st MARCH 2021

(Amount in lakhs, except per share data unless otherwise stated)

Note No 27 Calculation of Earing per share

Earning per share

Basic and Diluted EPS amounts are calculated by dividing the profit for the year attributable to equity holders of the company by the weighted average number of Equity shares outstanding during the year.

Diluted EPS amounts are calculated by dividing the profit attributable to equity holders of the company by the weighted average number of Equity shares outstanding during the year plus the weighted average number of Equity shares that would be issued on conversion of all the dilutive potential Equity shares into Equity shares.

The following reflects the income and share data used in the basic and diluted EPS computations:

Particulars	31st March 2021	31st March 2020
Profit attributable to equity holders of the Company:		
Continuing operations	271.85	(355.38)
Discontinued operations	-	-
Profit attributable to equity holders for basic earnings	271.85	(355.38)
Dilution effect		-
Profit attributable to equity holders adjusted for dilution effect	271.85	(355.38)
Weighted Average number of equity shares used for computing Earning Per Share (Basic & Diluted) *	149.50	149.50

* There have been no other transactions involving Equity shares or potential Equity shares between the reporting date and the date of authorisation of these financial statements.

Earning Per Share - Continuing operations

Basic	1.82	(2.38)
Diluted	1.82	(2.38)
Face value per share (Rs)	10.00	10.00

2

JAXX VITRIFIED PVT. LTD.

NOTES TO FINANCIAL STATEMENTS FOR THE YEAR ENDED 31st MARCH 2021

(Amount in lakhs, except per share data unless otherwise stated)

Note No 28 Tax Reconciliation

(a) (a) Income tax expense:

The major components of income tax expenses for the year ended March 31, 2021 and March 31, 2020 are as follows:

(i) Profit or loss section

Particulars	31/03/2021	31/03/2020
Current tax expense	-	-
Deferred tax expense	-	-
Total income tax expense recognised in statement of Profit & Loss	-	-

(ii) OCI Section

Particulars	31/03/2021	31/03/2020
Net (gain) on remeasurement of defined benefit plans	-	-
Income tax charged to OCI	-	-

(i) The Company offsets tax assets and liabilities if and only if it has a legally enforceable right to set off current tax assets and current tax liabilities and the deferred tax assets and deferred tax liabilities relate to income taxes levied by the same tax authority.

(ii) The Company has not recognised any deferred tax assets due to lack of virtual certainty regarding availability of sufficient future taxable profits for setting off against the deferred tax assets.

R

JAXX VITRIFIED PVT. LTD.
NOTES TO FINANCIAL STATEMENTS FOR THE YEAR ENDED 31st MARCH 2021

(Amount in lakhs, except per share data unless otherwise stated)

Note No 29 Employee benefits

Defined Contribution Plans - General Description

Provident Fund: During the year, the company has recognised Rs. 7.85 lakhs (2019-20: Rs. 7.99 lacs) as contribution to Employee Provident Fund in the Statement of Profit and Loss a/c.

Gratuity:

Each employee rendering continuous service of 5 years or more is entitled to receive gratuity amount equal to 15/26 of the monthly emoluments for every completed year of service subject to maximum of 20 Lakhs at the time of separation from the company.

The following tables summarise the components of net benefit expense recognised in the statement of profit & loss and the funded status and amounts recognised in the balance sheet for the gratuity plan:

Changes in the present value of the defined benefit obligation are, as follows:		
	31.03.2021	31.03.2020
Defined benefit obligation at the beginning of the year	26.78	-
Current service cost	12.20	26.78
Past service cost	-	-
Interest cost	1.74	-
Benefits paid	-	-
Actuarial (gain) / loss on obligations-OCI	(7.29)	-
Defined benefit obligation at the end of the year	33.43	26.78
Changes in the fair value of plan assets are, as follows:		
	31.03.2021	31.03.2020
Fair value of plan assets at the beginning of the year	-	-
Contribution by employer	-	-
Benefits paid	-	-
Expected Interest Income on plan assets	-	-
Actuarial gain / (loss) on plan asset	-	-
Fair value of plan assets at the end of the year	-	-
Reconciliation of fair value of plan assets and defined benefit obligation		
	31.03.2021	31.03.2020
Fair value of plan assets	-	-
Defined benefit obligation	33.43	26.78
Amount recognised in the balance sheet	33.43	26.78
Amount recognised in statement of profit and loss:		
	31.03.2021	31.03.2020
Current service cost	12.20	26.78
Net interest expense	1.74	-
Past service cost	-	-
Amount recognised in statement of profit and loss	13.94	26.78

The principal assumptions used in determining gratuity liability for the Company's plans are shown below:

	31.03.2021	31.03.2020
Discount rate	6.50%	6.75%
Expected rate of return on plan assets	NA	NA
Future salary increases	5.00%	5.00%
Retirement age	58 years	58 years

2

A quantitative sensitivity analysis for significant assumption as at 31st March, 2020 and 31st March, 2019 is as shown below:

Gratuity Plan	Sensitivity level		Impact on defined benefit obligation	
	31.03.2021	31.03.2020	31.03.2021	31.03.2020
Assumptions				
Discount rate	+1.00%	+1.00%	(1.91)	1.53
	-1.00%	-1.00%	2.15	(1.73)
Future salary increases	+1.00%	+1.00%	2.16	(1.74)
	-1.00%	-1.00%	(1.95)	1.57
Withdrawal rate	+1.00%	+1.00%	0.51	0.49
	-1.00%	-1.00%	(0.50)	(0.47)

The sensitivity analyses above have been determined based on a method that extrapolates the impact on defined benefit obligation as a result of reasonable changes in key assumptions occurring at the end of the reporting period. Sensitivities due to mortality and withdrawals are insignificant and hence ignored. Sensitivities as to rate of inflation, rate of increase of pensions in payments, rate of increase of pensions before retirement & life expectancy are not applicable being a lump sum benefit on retirement.

Company's best estimate of expense for the next Annual reporting period is Rs.19.94 lacs (31st March, 2019: Rs. 18.85 lacs)

The expected maturity analysis of undiscounted gratuity is as follows:	31.03.2021	31.03.2020
Within the next 12 months (next annual reporting period)	1.77	1.50
Between 1 to 2 years	0.92	0.33
Between 2 to 3 years	1.08	0.62
Between 3 to 4 years	1.19	1.01
Between 4 to 5 years	1.54	0.91
Over 6 years	26.93	22.41
Total expected payments	33.43	26.78

The weighted average duration of the defined benefit plan obligation at the end of the reporting period is 24 years (31st March, 2020: 25 years)

JAXX VITRIFIED PVT. LTD.

NOTES TO FINANCIAL STATEMENTS FOR THE YEAR ENDED 31st MARCH 2021

(Amount in lakhs, except per share data unless otherwise stated)

Note No. 30 Dues to Micro, Small and Medium Enterprises

The dues to Micro, Small and Medium Enterprises as required under the Micro, Small and Medium Enterprises Development Act, 2006 to the extent information available with the company is given below:

Particulars	31st March 2021	31st March 2020
(a) The principal amount and the interest due thereon remaining unpaid to any supplier as at the end of each accounting year		
Principal amount due to micro and small enterprises	573.75	822.65
Interest due on above	-	-
(b) The amount of interest paid by the buyer in terms of section 16 of the MSMED Act 2006 along with the amounts of the payment made to the supplier beyond the appointed day during each accounting year	-	-
(c) The amount of interest due and payable for the period of delay in making payment (which have been paid but beyond the appointed day during the year) but without adding the interest specified under the MSMED Act 2006.	-	-
(d) The amount of interest accrued and remaining unpaid at the end of each accounting year.	-	-
(e) The amount of further interest remaining due and payable even in the succeeding years, until such date when the interest dues as above are actually paid to the small enterprise for the purpose of disallowance as a deductible expenditure under section 23 of the MSMED Act 2006	-	-

the details of amount outstanding to Micro, Small and Medium enterprises under the Micro, Small and Medium Enterprises Development Act, 2006 are as per information available with the company. As per information & explanation given to us by the management generally company makes payment to its suppliers within agreed credit period and thus the management is confident that the liability of interest under this Act, if any, would not be materials. This has been relied upon by the Auditors.

2

JAXX VITRIFIED PVT. LTD.

NOTES TO FINANCIAL STATEMENTS FOR THE YEAR ENDED 31st MARCH 2021

(Amount in lakhs, except per share data unless otherwise stated)

Note No 31 Segment Reporting

According to Ind AS 108, identification of operating segments is based on Chief Operating Decision Maker (CODM) approach for making decisions about allocating resources to the segment and assessing its performance. The business activity of the company falls within one broad business segment viz. “Ceramic Tiles and Allied products” and substantially sale of the product is within the country. The Gross income and profit from the other segment is below the norms prescribed in Ind AS 108. Hence, the disclosure requirement of Ind AS 108 of ‘Segment Reporting’ is not considered applicable.

Note No 32 Impact of COVID-19 on the company

The SAARC-COV2 virus continues to spread globally including India, which has resulted in significant decline and volatility and disruption in economic/financial activities. On 11 March 2020, COVID -19 was declared as global pandemic by World Health Organisation.

Amidst the tumult of this unprecedented age of virus, the company has allowed its employees to “Work from Home” after declaration of national lockdown for prevention and safeguard of the employees of the company. Nevertheless, business activities from the date of lockdown were suspended. In the meanwhile, government of India and other regulators e.g. Reserve Bank of India, Income tax authorities came up with variety of measures to mitigate the impact of economic and financial disruptions. Inventory as at end of the year has been taken on the basis of physical verification after lifting the lockdown and impact has been affected in valuation considered in the financial statement, if any, due to change in quantity/quality of the inventories.

Though the pandemic is still evolving and impact on working of the company is uncertain, management is of the view that looking into its nature of business and the products company is dealing in, and steps being taken to provide support by various means from the regulators/governments, there are no reason the believe that current crisis will have any significant impact on the ability of the company to maintain its normal business operations including the assessment of going concern for the company. However, the extent to which the pandemic will impact working of the company, which is highly uncertain.

JAXX VITRIFIED PVT. LTD.

NOTES TO FINANCIAL STATEMENTS FOR THE YEAR ENDED 31st MARCH 2021

(Amount in lakhs, except per share data unless otherwise stated)

Note No. 33 Related party disclosures

Name of the related party	Relationship
Atulbhai J. Padaliya	Director
Jaydipbhai J Patel	Director
Rajnikant P Fultariya	Director
Ramkishan Sharma	Director
Vishal Rastogi	Director
Bhupendra Goverdhanlal Vyas	Director
Maganlal Mavjibhai Gami	Director
Chandubhai Bhagwanbhai Patel	Director
Dhaval Hasmukharay Mirani	Director
Kajaria Ceramics Ltd	Holding/Parent company
Cosa Ceramics Pvt. Ltd.	Related enterprise
Taurus Tiles Pvt. Ltd.	Related enterprise
Kajaria Floera Ceramics Pvt. Ltd.	Related enterprise
Fusion Marketing	Related enterprise
Clayman Worldwide LLP	Related enterprise
Solar Ceramics Pvt Ltd	Related enterprise
Kajaria Sanitaryware Pvt. Ltd.	Related enterprise

Relationship

(A) Holding Company

Transactions during the period/ year:

Particulars	31-Mar-21	31-Mar-20
Sale of Goods (net of all taxes & discounts)	19,738.76	24,507.60
Sale of Goods (Store Item)	3.52	
Purchase (Raw materials & consumables)	0.86	5.38
Purchase (capital goods)	1.50	116.64
Interest on loan	1,041.31	1,003.38

Corporate guarantee given in bank up to 61 % of the total credit exposure.

(B) Key Management Personnel where transaction has taken place

Following directors have given their personal guarantee in bank for credit limits

Atulbhai J. Padaliya

Jaydipbhai J Patel

JAXX VITRIFIED PVT. LTD.

NOTES TO FINANCIAL STATEMENTS FOR THE YEAR ENDED 31st MARCH 2021

(Amount in lakhs, except per share data unless otherwise stated)

('C) Associate Enterprises where transaction has taken place

Transactions during the period/ year:

(Rs. In lacs)

Particulars	31-Mar-21	31-Mar-20
Sales		
- Fusion marketing	-	542.76
- Cosa Ceramics Pvt. Ltd.	2.94	-
- Kajaria Sanitaryware Pvt. Ltd.	3.15	-
Purchase of goods		
- Cosa Ceramics Pvt. Ltd.	24.98	259.16
- Taurus Tiles Pvt. Ltd.	-	239.12
- Clayman Worldwide LLP	6.55	10.08
Payment of Rent		
- Solar Ceramics Pvt Ltd	31.25	80.23

(D) Outstanding balance of Related party transactions

Particulars	31-Mar-21	31-Mar-20
Sale of Goods - holding Company	1,426.49	(2,113.10)
Long Term Borrowing - Holding Company	12,225.00	13,360.00
Sale of Goods - fusion marketing	-	188.93
Sale of goods - Cosa ceramics pvt. Ltd.	3.29	-
Purchase of goods - Taurus Tiles pvt. Ltd.	-	187.44
Purchase of goods - Cosa ceramics pvt. Ltd.	-	55.05

Terms and conditions of transactions with related parties

Outstanding balances at the year-end are unsecured and interest free and settlement occurs in cash. There have been no guarantees provided or received for any related party receivables or payables. For the year ended 31 March 2021, the Company has not recorded any impairment of receivables relating to amounts owed by related parties. This assessment is undertaken each financial year through examining the financial position of the related party and the market in which the related party operates.

('E) Remuneration to Key Management Person(s) of company

Particulars	Short term employee benefits	Post-employment employee benefits
NIL		

2

JAXX VITRIFIED PVT. LTD.

NOTES TO FINANCIAL STATEMENTS FOR THE YEAR ENDED 31st MARCH 2021

(Amount in lakhs, except per share data unless otherwise stated)

Note No. 34 Fair Values

Set out below, is a comparison by class of the carrying amounts and fair value of the Company's financial instruments, other than those with carrying amounts that are reasonable approximations of fair values:

Particulars	Carrying value		Fair value	
	As at	As at	As at	As at
	31-Mar-21	31-Mar-20	31-Mar-21	31-Mar-20
Financial assets				
Non-Current Assets				
Investments	0.43	9.40	0.43	9.40
Loans	502.31	385.80	502.31	385.80
Current Assets				
Trade Receivable	1,476.85	553.53	1476.85	553.53
Cash and Bank Balance	327.31	104.10	327.31	104.10
Other Financial Assets	62.61	66.00	62.61	66.00
Total	2369.51	1118.83	2369.51	1118.83
Financial liabilities				
Non Current Liabilities				
Borrowings	12,225.00	13,360.00	12225.00	13360.00
Current Liabilities				
Borrowings	2,312.51	1,229.87	2312.51	1229.87
Trade Payables	1,608.14	2,795.79	1608.14	2795.79
Other Financial Liabilities	137.58	388.03	137.58	388.03
Total	16,283.23	17,773.68	16,283.23	17,773.68

The management assessed that fair value of short term financial assets and liabilities significantly approximate their carrying amounts largely due to the short term maturities of these instruments. The fair value of the financial assets and liabilities is included at the amount at which the instrument could be exchanged in a current transaction between willing parties, other than in a forced or liquidation sale.

✓

JAXX VITRIFIED PVT. LTD.
NOTES TO FINANCIAL STATEMENTS FOR THE YEAR ENDED 31st MARCH 2021

Note No. 35 Fair value hierarchy

All financial instruments for which fair value is recognised or disclosed are categorised within the hierarchy described as follows, based on the lowest level input that is insignificant to the fair value measurement.

Level 1 : Quoted (Unadjusted Prices)

Level 2 : Valuation techniques for which the lowest level inputs that has a significant effect on measurement are observable, either directly or indirectly.

Level 3 : Valuation techniques for which the lowest level inputs which has a significant effect on measurement is not based on observable marked data.

All the assets and liabilities of the company are carried at amortised cost, which is approximately fair value. Hence, disclosures of fair value hierarchy is not applicable.

2

JAXX VITRIFIED PVT. LTD.
NOTES TO FINANCIAL STATEMENTS FOR THE YEAR ENDED 31st MARCH 2021

Note No 36 Financial risk management objectives and policies

Financial Risk Management Framework

The Company's principal financial liabilities, other than derivatives, comprise loans and borrowings, trade and other payables. The main purpose of these financial liabilities is to finance the Company's operations. The Company's principal financial assets include loans, trade and other receivables, and cash and cash equivalents that derive directly from its operations.

The Company is exposed primarily to Credit Risk, Liquidity Risk and Market risk (fluctuations in foreign currency exchange rates and interest rate), which may adversely impact the fair value of its financial instruments. The Company assesses the unpredictability of the financial environment and seeks to mitigate potential adverse effects on the financial performance of the Company.

A. Credit Risk

Credit risk is the risk that counterparty will not meet its obligations under a financial instrument or customer contract, leading to a financial loss. Credit risk encompasses of both, the direct risk of default and the risk of deterioration of creditworthiness as well as concentration of risks. Credit risk is controlled by analyzing credit limits and creditworthiness of customers on a continuous basis to whom the credit has been granted after obtaining necessary approvals for credit. Financial instruments that are subject to concentrations of credit risk principally consist of trade receivables, investments, derivative financial instruments, cash and cash equivalents, bank deposits and other financial assets. None of the financial instruments of the Company result in material concentration of credit risk.

Exposure to credit risk:

The carrying amount of financial assets represents the maximum credit exposure. The maximum exposure to credit risk was Rs. 2,369.51 Lacs and Rs. 1,118.83 lacs as of March 31, 2021 and March 31, 2020 respectively, being the total of the carrying amount of financial assets.

Trade receivables:

Ind AS requires expected credit losses to be measured through a loss allowance. The Company assesses at each date of statements of financial position whether a financial asset of company is impaired. Expected credit losses are measured at an amount equal to the 12 month expected credit losses or at an amount equal to the life time expected credit losses if the credit risk on the financial asset has increased significantly since initial recognition. The Company has used a practical expedient by computing the expected credit loss allowance for trade receivables based on a provision matrix. The provision matrix takes into account historical credit loss experience and adjusted for forward-looking information.

R

The expected credit loss allowance is based on the ageing of the days the receivables are due and the rates as given in the provision matrix. Company is selling its product mainly to its holding company based on predetermined terms & conditions reviewed and modified from time to time. Hence, no other system has been implemented for new customer. Moreover, being significant sales is to parent company based on predetermined terms & conditions, thus expected credit loss risk is low.

Financial instruments and cash deposits

Credit risk from balances with banks and financial institutions is managed by the Company's treasury department in accordance with the Company's policy. Investments of surplus funds are made only with approved counterparties and within credit limits assigned to each counterparty. Counterparty credit limits are reviewed by the Company's Board of Directors on an annual basis, and may be updated throughout the year subject to approval of the authorised person. The limits are set to minimise the concentration of risks and therefore mitigate financial loss through counterparty's potential failure to make payments.

B. Liquidity Risk

Liquidity risk refers to the risk that the Company cannot meet its financial obligations. The objective of liquidity risk management is to maintain sufficient liquidity and ensure that funds are available for use as per requirements. The Company manages liquidity risk by maintaining adequate reserves, banking facilities and reserve borrowing facilities, by continuously monitoring forecast and actual cash flows, and by matching the maturity profiles of financial assets and liabilities.

The table below summarises the maturity profile of the Company's financial liabilities based on contractual undiscounted payments

Year ended 31st March 2021

Particulars	On demand	Less than 3 months	3 to 12 months	1 to 5 years	>5 years	Total
Borrowings *	2,312.51	-	-	12,225.00	-	14,537.51
Trade and other payables	-	1,608.14	-	-	-	1,608.14
Other financial liabilities	-	137.58	-	-	-	137.58

Year ended 31st March 2020

Particulars	On demand	Less than 3 months	3 to 12 months	1 to 5 years	>5 years	Total
Borrowings *	1,229.87	246.04	-	13,360.00	-	14,835.91
Trade and other payables	-	2,795.79	-	-	-	2,795.79
Other financial liabilities	-	141.99	-	-	-	141.99

* Borrowings include current maturity

2

Excessive risk concentration

Concentrations arise when a number of counterparties are engaged in similar business activities, or activities in the same geographical region, or have Company is dealing in tile industry only ,however, it is subsidiary of Kajaria Ceramics Ltd. ,hence geographical region risk is very low,however, with respect to concentration risk due to changes in economical,political and other conditions of similar business industry is high due to non diversified business line.Intensity of such risk is lower as compare to other units of same industry in local region.

C. Market Risk

Market risk is the risk that the fair value or future cash flows of a financial instrument will fluctuate because of changes in market prices. Market risk comprises three types of risk: interest rate risk, currency risk and other price risk, such as equity price risk and commodity risk. Financial instruments affected by market risk include loans and borrowings, deposits, FVTOCI investments and derivative financial instruments.

The sensitivity analyses in the following sections relate to the position as at 31 March 2021 and 31 March 2020.

The sensitivity analyses have been prepared on the basis that the amount of net debt, the ratio of fixed to floating interest rates of the debt and derivatives and the proportion of financial instruments in foreign currencies are all constant and on the basis of hedge designations in place at 31 March 2021.

The analyses exclude the impact of movements in market variables on: the carrying values of gratuity and other post-retirement obligations; provisions; and the non-financial assets.

The following assumptions have been made in calculating the sensitivity analyses:

- The sensitivity of the relevant profit or loss item is the effect of the assumed changes in respective market risks. This is based on the financial assets and financial liabilities held at 31 March 2021 and 31 March 2020 including the effect of hedge accounting.

Interest rate risk

Interest rate risk is the risk that the fair value or future cash flows of a financial instrument will fluctuate because of changes in market interest rates. The Company's exposure to the risk of changes in market interest rates relates primarily to the Company's long-term debt obligations with floating interest rates.

The following tables demonstrate the sensitivity with respect to borrowings from bank with all other variables held constant .Analysis reflects effect on profit before tax if average rate of borrowing goes up by 0.5 % or down by 0.5 %

Year ended	Increase/decrease in basis points	Effect on profit before tax		Total Effect
		LOAN	WORKING CAPITAL	
	INR Lacs			
31-Mar-21				
INR	-0.5%	42.62	0.87	43.48
INR	+0.5%	(42.62)	(0.87)	(43.48)
31-Mar-20				
INR	-0.5%	45.52	5.86	51.38
INR	+0.5%	(45.52)	(5.86)	(51.38)



The assumed movement in basis points for the interest rate sensitivity analysis is based on the currently observable market environment, showing a significantly higher volatility than in prior years. In previous loan interest was recalculated hence recasted accordingly.

Foreign currency risk

Foreign currency risk is the risk that the fair value or future cash flows of an exposure will fluctuate because of changes in foreign exchange rates. The Company's exposure to the risk of changes in foreign exchange rates relates primarily to the Company's operating activities (when revenue or expense is denominated in a foreign currency). The exposure of entity to foreign currency risk is very limited on account of limited transactions in foreign currency.

Foreign currency sensitivity

The following tables demonstrate the sensitivity to a reasonably possible change in USD and Euro exchange rates, with all other variables held constant. The impact on the Company's profit before tax is due to changes in the fair value of monetary assets and liabilities. The Company's exposure to foreign currency changes for all other currencies is not material.

Year ended	Change in USD rate	Effect on profit before tax
		INR Lacs
31-Mar-21	+5%	-
	-5%	-
31-Mar-20	+5%	-
	-5%	-
	Change in Euro rate	Effect on profit before tax
		INR Lacs
31-Mar-21	+5%	-
	-5%	-
31-Mar-20	+5%	-
	-5%	-

2

JAXX VITRIFIED PVT. LTD.

NOTES TO FINANCIAL STATEMENTS FOR THE YEAR ENDED 31st MARCH 2021

(Amount in lakhs, except per share data unless otherwise stated)

Note No. 38 Commitments and Contingencies

A. Contingent Liabilities

	March 31st, 2021	March 31st, 2020
Income tax	1.02	1.02
	1.02	1.02

B. Commitments

	March 31st, 2021	March 31st, 2020
i) Estimated amount of contracts remaining to be executed on capital account and not provided for (net of advances)	-	-
	-	-

As per information & explanation given to us by the management of the company status of above mentioned contingencies are as under

Income Tax :- Matter is for AY 2014-15 and is pending before ITAT.

JAXX VITRIFIED PVT. LTD.
NOTES TO FINANCIAL STATEMENTS FOR THE YEAR ENDED 31st MARCH 2021

Note No 40 Balance Confirmation

Balances of certain debtors, creditors, loans and advances are subject to confirmation

Note No 41 Regrouping/Recasting

Previous year figures have been regrouped/recasted wherever necessary.

For O P Bagla & Co LLP
(Formerly O.P. Bagla & Co.)
Chartered Accountants
FRN No. 000018N / N500091



ATUL BAGLA
(Partner)
M.No. 91885

For and on behalf of the Board
Jaxx Vitrified Pvt. Ltd.



MR. RAMKISHAN SHARMA
Director
DIN: 06746188



MR. VISHAL RASTOGI
Director
DIN: 05189357

Place: New Delhi
Date: May 10, 2021

2